

# A54b SINGLE ROW HALF PITCH BOX HEADER IDC TYPE

**PITCH: 1.27mm**

## SPECIFICATIONS

### Material

Insulator : LCP, glass reinforced, rated UL 94V-0

Contact : Phosphor Bronze

### Electrical

Current Rating : 1 Amp

Contact Resistance : 30 mΩ max.

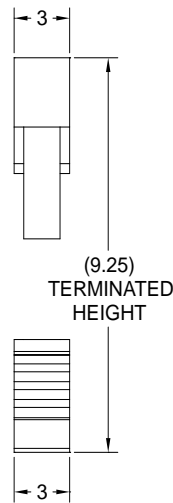
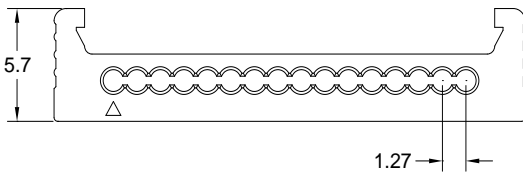
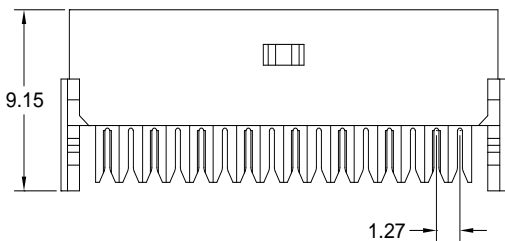
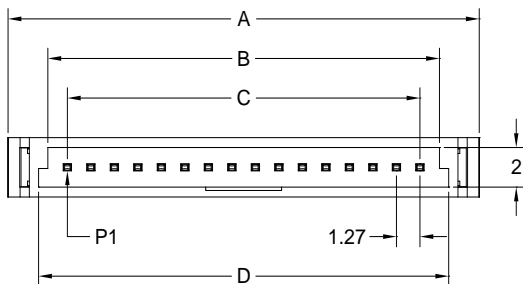

Insulation Resistance : 1000 MΩ min.

Dielectric Withstanding Voltage : 250V AC for 1minute

Operating Temperature : -40°C to +105°C

▶ Terminated with L01-1.27mm (26AWG) pitch flat ribbon cable.

▶ Mating Suggestion: A54, A55 & B62 series.



POSITION	A	B	C	D
2	7.68	3.38	1.27	4.38
3	8.95	4.65	2.54	5.65
4	10.22	5.92	3.81	6.92
5	11.49	7.19	5.08	8.19
6	12.76	8.46	6.35	9.46
7	14.03	9.73	7.62	10.73
8	15.30	11.00	8.89	12.00
9	16.57	12.27	10.16	13.27
10	17.84	13.54	11.43	14.54
11	19.11	14.81	12.70	15.81
12	20.38	16.08	13.97	17.08
13	21.65	17.35	15.24	18.35
14	22.92	18.62	16.51	19.62
15	24.19	19.89	17.78	20.89
16	25.46	21.16	19.05	22.16
17	26.73	22.43	20.32	23.43
18	28.00	23.70	21.59	24.70
19	29.27	24.97	22.86	25.97
20	30.54	26.24	24.13	27.24



**How to order:** A54b - 1 - 2 - 3 - 4 - G(RoHS)

1.NO. OF CONTACT	2.CONTACT MATERIAL	3.CONTACT PLATING	4.INSULATOR COLOR
02 03 04 05 06 07 08 09 10 11 12 13 14 15 16 17 18 19 20	B: PHOSPHOR BRONZE	T: TIN PLATED S: <b>SELECTIVE</b> G: GOLD FLASH A: 5u" INCH GOLD B: 10u" INCH GOLD C: 15u" INCH GOLD D: 30u" INCH GOLD	1. BLACK