

A55 SINGLE ROW HALF PITCH IDC SOCKET (HORIZONTAL TYPE)

PITCH: 1.27mm

SPECIFICATIONS

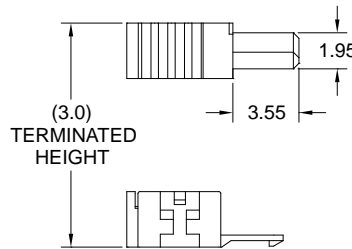
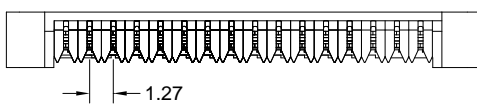
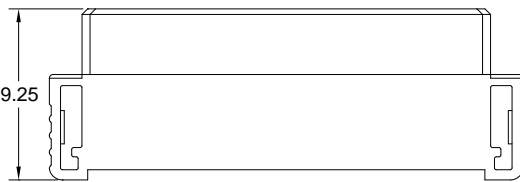
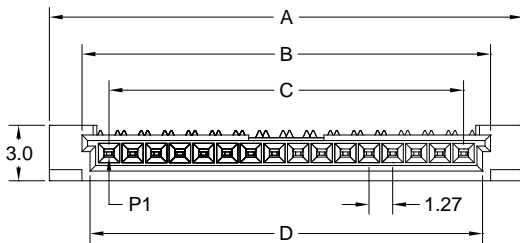
Material

Insulator : LCP, glass reinforced, rated UL 94V-0
 Contact : Phosphor Bronze

Electrical

Current Rating : 1 Amp
 Contact Resistance : 30 mΩ max.
 Insulation Resistance : 1000 MΩ min.
 Dielectric Withstanding Voltage : 250V AC for 1minute
 Operating Temperature : -40°C to +105°C

- ▶ Terminated with L01-1.27mm (26AWG) pitch flat ribbon cable.
- ▶ Mating Suggestion : A54b, A55a, C90, C90a & C91 series.



POSITION	A	B	C	D
2	7.68	4.17	1.27	3.31
3	8.95	5.44	2.54	4.58
4	10.22	6.71	3.81	5.85
5	11.49	7.98	5.08	7.12
6	12.76	9.25	6.35	8.39
7	14.03	10.52	7.62	9.66
8	15.30	11.79	8.89	10.93
9	16.57	13.06	10.16	12.20
10	17.84	14.33	11.43	13.47
11	19.11	15.60	12.70	14.74
12	20.38	16.87	13.97	16.01
13	21.65	18.14	15.24	17.28
14	22.92	19.41	16.51	18.55
15	24.19	20.68	17.78	19.82
16	25.46	21.95	19.05	21.09
17	26.73	23.22	20.32	22.36
18	28.00	24.49	21.59	23.63
19	29.27	25.76	22.86	24.90
20	30.54	27.03	24.13	26.17

How to order: A55 - 1 - 2 - 3 - 4 - G(RoHS)

1.NO. OF CONTACT	2.CONTACT MATERIAL	3.CONTACT PLATING	4.INSULATOR COLOR
02 03 04 05 06 07 08 09 10 11 12 13 14 15 16 17 18 19 20	B: PHOSPHOR BRONZE	T: TIN PLATED S: SELECTIVE G: GOLD FLASH A: 5u" INCH GOLD B: 10u" INCH GOLD C: 15u" INCH GOLD D: 30u" INCH GOLD	1. BLACK